

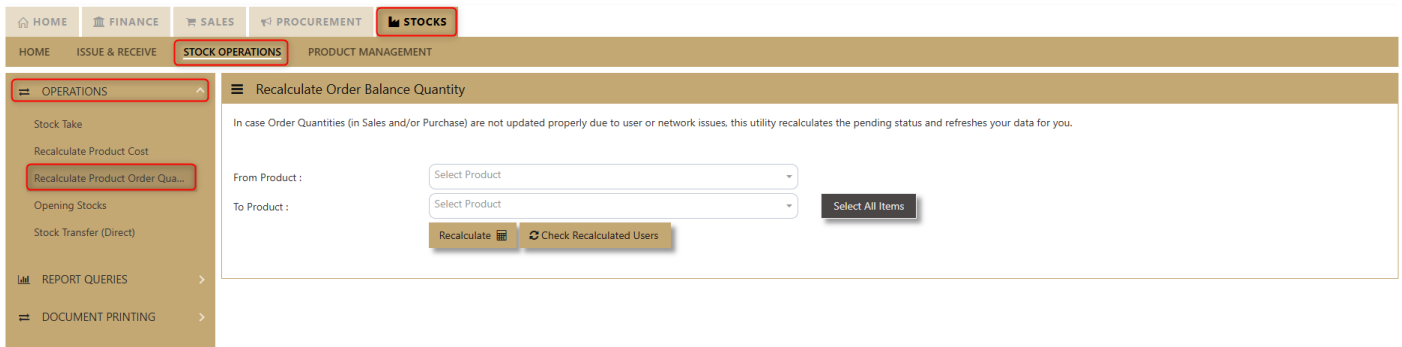
Recalculation

The **Recalculate Product Cost** and **Recalculate Order Quantity** functions in Uniq365 are essential processes designed to ensure the accuracy of product costs and order quantities. By recalculating these values, the system helps maintain correct stock valuations and ensures they align with the corresponding General Ledger (GL) codes. This alignment is crucial for producing reliable financial records and streamlining year-end functions, making it easier to reconcile and close financial periods with confidence. These processes support better inventory management and help businesses maintain operational efficiency and financial accuracy.

In **Stocks - Stock Operations - Recalculate Product Cost/Recalculate Product Order Quantity**.

The screenshot displays the 'Recalculate Product Cost' interface within the Uniq365 system. The top navigation bar includes 'HOME', 'FINANCE', 'SALES', 'PROCUREMENT', and 'STOCKS'. The 'STOCKS' menu is expanded to show 'HOME', 'ISSUE & RECEIVE', 'STOCK OPERATIONS', and 'PRODUCT MANAGEMENT'. The 'STOCK OPERATIONS' menu is further expanded to show 'OPERATIONS', 'Recalculate Product Cost', 'Recalculate Product Order Qua...', 'Opening Stocks', and 'Stock Transfer (Direct)'. The 'Recalculate Product Cost' option is highlighted. The main content area is titled 'Recalculate Product Cost' and contains the following elements:

- A message: 'Recalculating product Quantity will help to refresh stock balances in each warehouse location for transactions that did not post completely.'
- 'Auto Recalculation of Product Cost Option Setup' with radio buttons for 'Standard' (selected) and 'Assembly'.
- 'From Product' and 'To Product' dropdown menus, both set to 'MO800006', with a 'Select All' button.
- An 'Info!' box: 'The Recalculation is estimated to take a few minutes to complete. During this time, all operation modules can not be used.'
- An 'Auto Repost to GL' checkbox.
- A 'Recalculate' button.
- 'Email Notification Setup' with five email address input fields (Email 1 to Email 5), with 'support@a2000.net' entered in the first field.
- Buttons for 'View Log', 'Who is Recalculating?', and 'Check Active Users'.



STANDARD & SCHEDULED RECALCULATION

1. SYSTEM CHECK NOT TO PROCEED

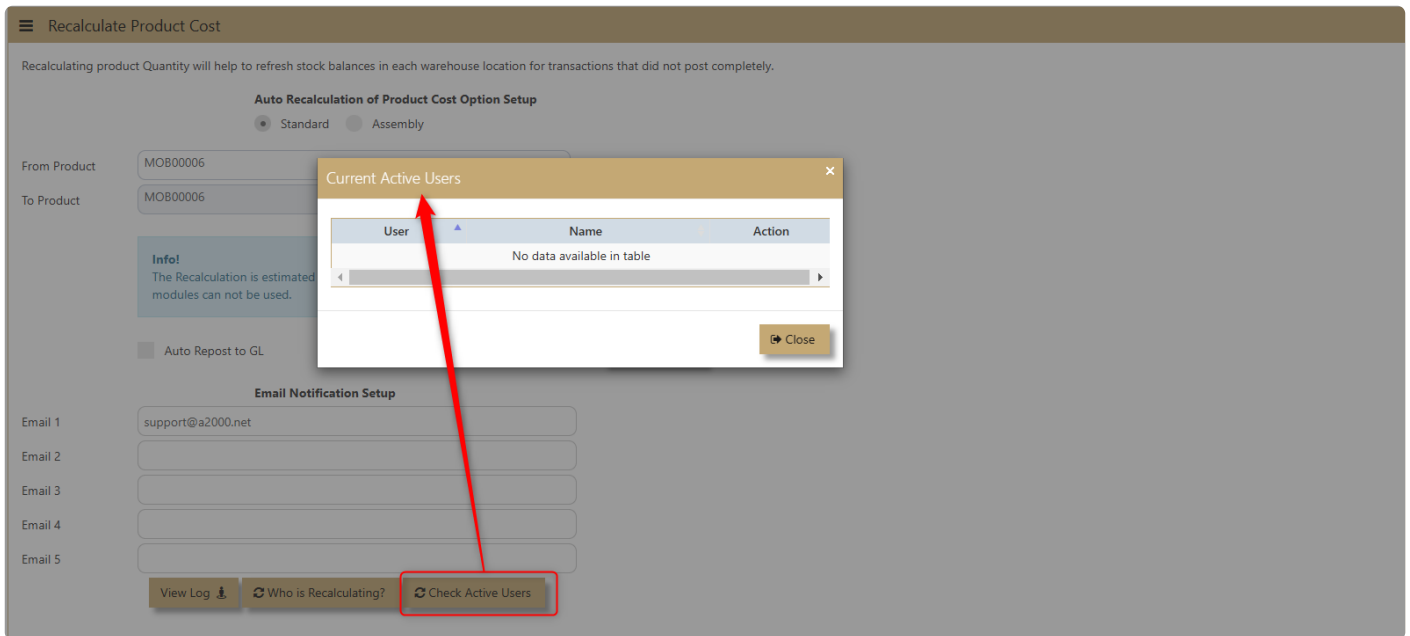
a. The system will check if there is an existing Recalculation Process that is on-going. If YES, then the recalculation will not proceed.

b. When the user HIT the Recalculate button, the system will check first if there where users currently login in the system (User Types: OPERATIONS, MOBILE) are prohibited to login if the recalculation is initiated. If there are users currently login for the following user types, a warning prompt will be displayed, and the recalculation will no longer to proceed.

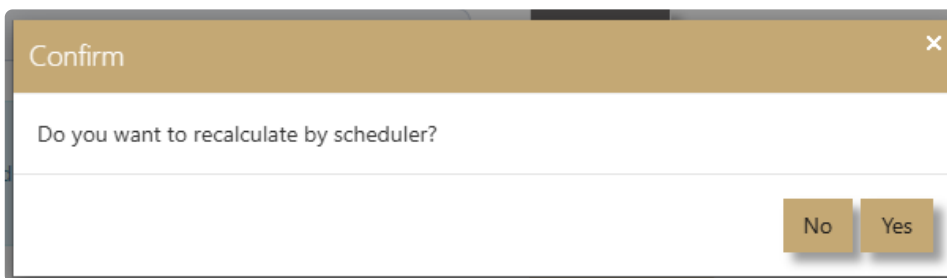
c. The system will check for negative stock, if there is a detection, the system will not proceed for the recal, and then negative stock list will be emailed to the one indicated on the email notification set-up. You can use also the view log button to determine negative stock entries.

2. SYSTEM CHECK TO PROCEED

a. If no Users are currently active under the following User Types: OPERATIONS, MOBILE and no ongoing recalculation, then the Product recalculation will proceed. The system will prompt the user an estimated time for the product recalculation to be completed. This will set the user's expectation as to when the recalculation will be finished.



b. The User will then be prompted an option for the following to either perform the Standard Recalculation or Scheduled Recalculation:



Standard Recalculation - Upon clicking **NO**, the standard recalculation will be triggered immediately and display estimated time to finished. If it detects negative stock, the system will not proceed with recal process and instead email a negative stock list notification. If no negative stock, the system will proceed accordingly to perform recal.

Scheduled Recalculation - Upon Clicking **YES**, it will proceed with the Scheduled Recalculation. However, the user will be prompted with another prompt dialogue box either to detect negative stock or not. If the User Selected YES, then the system will prompt negative stock detection and display these entries, otherwise if selected NO, then it will ignore and proceed the with scheduled recal.

a. When the Scheduled Recalculation is triggered the recalculation process will start by 12 Mid-night automatically.

CHECK NOTES:

1. The Recalculate Product Cost have now the option to run the recalculation as scheduled and will auto run (12 AM Midnight).

HOME FINANCE SALES PROCUREMENT STOCKS

HOME ISSUE & RECEIVE STOCK OPERATIONS PRODUCT MANAGEMENT

OPERATIONS

- Stock Take
- Recalculate Product Cost
- Recalculate Product Order Qua...
- Opening Stocks
- Stock Transfer (Direct)

REPORT QUERIES

DOCUMENT PRINTING

Recalculate Product Cost

Recalculating product Quantity will help to refresh stock balances in each warehouse location for transactions that did not post completely.

Auto Recalculation of Product Cost Option Setup

Standard Assembly

From Product: MOB00006

To Product: MOB00006 1 Select All

Info!
The Recalculation is estimated to take a few minutes to complete. During this time, all operation modules can not be used.

2 Auto Repest to GL 3 Recalculate

Email Notification Setup

Email 1:

Email 2:

Email 3:

Email 4:

Email 5:

View Log Who is Recalculating? Check Active Users

Confirm

Do you want to recalculate by scheduler?

No Yes

PROCEED ACTION: YES

- Only pre-calculate to check negative stock entries
- Option to cancel the scheduled recalculation process
- Will write a log as for pre-calculate process

If No negative occurrences, then the user can proceed with YES then it will auto perform Recalculate Product cost by 12 Midnight.

Confirm

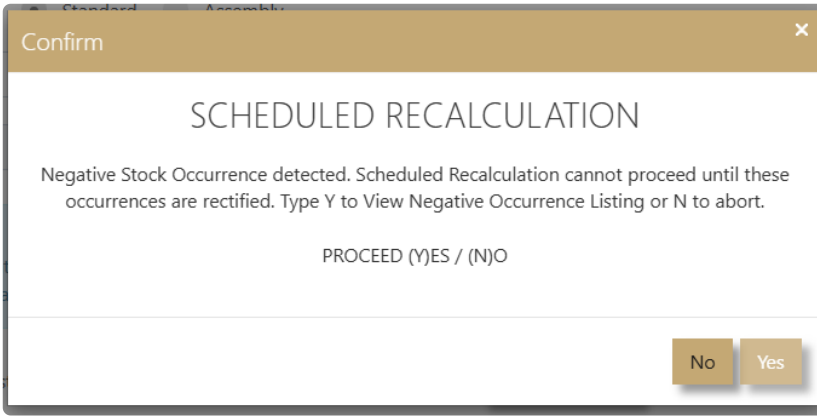
SCHEDULED RECALCULATION

No negative occurrence detected. You may now proceed to Scheduled Recalculation. Type Y to proceed and N to abort.

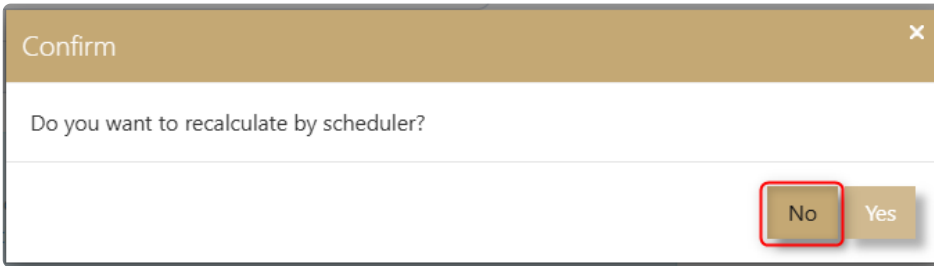
PROCEED (Y)ES / (N)O

No Yes

If there are negative occurrences, then the recalculate product cost will not be going to proceed instead there is an option to view negative occurrences.



PROCEED ACTION: NO



- Will recalculate at mid-night
- Will send email if there are negative stock entries
- Will write all logs as SERVICE and can check after midnight recalculation.

WHAT'S NEW?

1. Upon selection of Products, a notification now will be displayed for the estimate time for the Recalculation to finished. This will help the user to keep in mind about the timing and to set the expectation right for the user.

Recalculate Product Cost

Recalculating product Quantity will help to refresh stock balances in each warehouse location for transactions that did not post completely.

Auto Recalculation of Product Cost Option Setup

Standard
 Assembly

From Product: 00001

To Product: WP00012 Select All

Info!
The Recalculation is estimated to take a few minutes to complete. During this time, all operation modules can not be used.

Auto Repost to GL Recalculate

Email Notification Setup

Email 1: support@a2000.net

Email 2:

Email 3:

Email 4:

Email 5:

View Log
Who is Recalculating?
Check Active Users

2. When doing a Standard Product Recalculation, we need to make sure that all users are log out in the system. Otherwise, the recalculation will not be going to proceed. The system will have to check first if there is no OPERATIONS, MOBILE User Type that is log on the system as it will affect inventory. When the system is on the mode to perform a recalculation, these user types need to logout in the system. The Email Notification Setup - this will auto populate and the system will auto get the email of the user who will perform the recalculation.

Recalculate Product Cost

Recalculating product Quantity will help to refresh stock balances in each warehouse location for transactions that did not post completely.

Auto Recalculation of Product Cost Option Setup

Standard
 Assembly

From Product: 00001

To Product: WP00012 Select All

Recalculating Users

User	Action
No data available in table	

Current Active Users

User	Name	Action
No data available in table		

View Log
Who is Recalculating?
Check Active Users

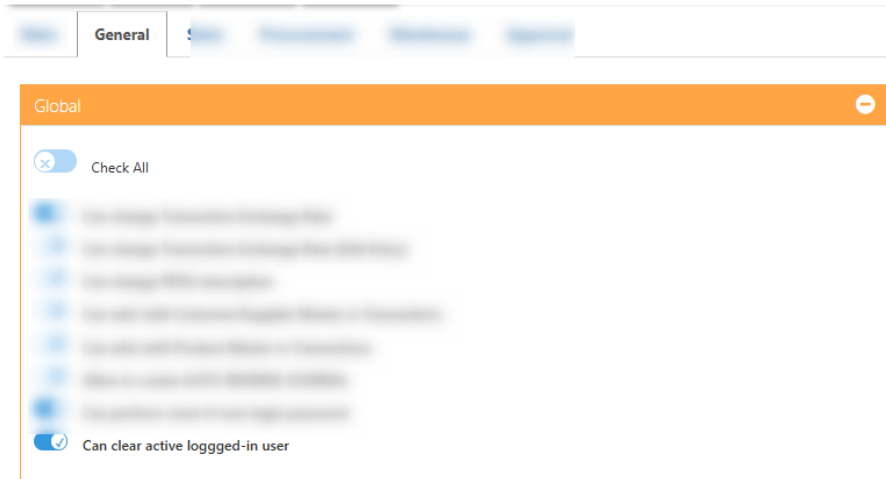
WHO IS RECALCULATING?

This button will display the person who is doing the ongoing Product Recalculation Process, regardless of whether it is a standard or scheduled recalculation.

CHECK ACTIVE USERS

This button will display CURRENT Active Users on the System. This displays the list of users that is currently logon in the system.

3. Under System Manager -> User Access Control -> User Maintenance -> Select the user you want to give rights for the following:



- Can kick out the login Active User

This access is very critical and should be given only to authorized person only.

NOTE: In the latest Recalculation of Product Cost, if there are active users, the system does not permit user to proceed. Similarly, if users are not fully logged out, Recalculation Product cost cannot proceed. However, some users closed their web browsers without logging out, and the server side recognize their session as still active, even though the web browser is closed at client side.

System now allows the admin user to clear the user from the system or kill the recalculation process if they need to stop halfway.

4. Negative stock entries can be found in Recalculation log or via email notification if negative stock is detected in the system.

Recalculate Product Cost

Recalculating product Quantity will help to refresh stock balances in each warehouse location for transactions that did not post completely.

Auto Recalculation of Product Cost Option Setup

Standard Assembly

From Product: 00001

To Product: WP00012

Info!
The Recalculation is estimated to take a few minutes to complete. During this time, operation modules can not be used.

Auto Repost to GL

Email Notification Setup

Email 1:

Email 2:

Email 3:

Email 4:

Email 5:

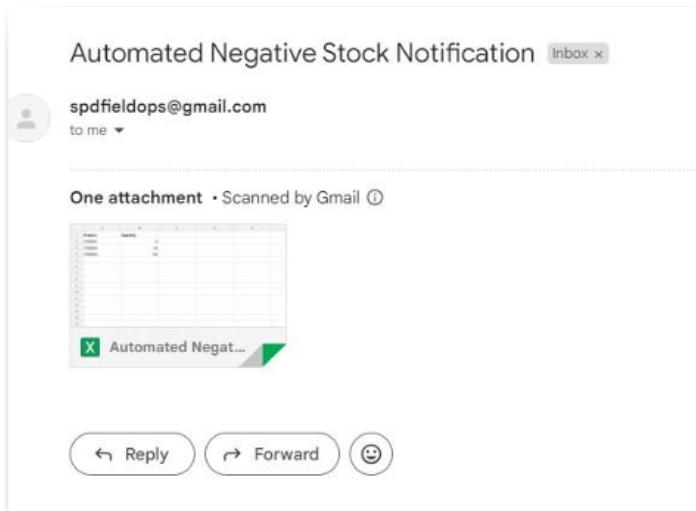
[View Log](#) [Who is Recalculating?](#) [Check Active Users](#)

[Recalculate](#)

Recalculate Log

Process ID	Date	Status	User	Action
21	36482	18/02/2025	Recalculate will start now in WEB.	WEB Export
21	36482	18/02/2025	Start Precalculate Stock at 2/18/2025 10:15:36 A...	WEB Export
21	36482	18/02/2025	Done Precalculate Stock at 2/18/2025 10:15:36 A...	WEB Export
21	36482	18/02/2025	NEGATIVE_STOCK	WEB Export
21	42529	18/02/2025	Prerequisite for recalculate will start now in WEB.	WEB Export
21	42529	18/02/2025	Start Precalculate Stock at 2/18/2025 10:12:42 A...	WEB Export
21	42529	18/02/2025	Done Precalculate Stock at 2/18/2025 10:12:42 A...	WEB Export
21	42529	18/02/2025	NEGATIVE_STOCK	WEB Export
21	53888	18/02/2025	Prerequisite for recalculate will start now in WEB.	WEB Export
21	53888	18/02/2025	Start Precalculate Stock at 2/18/2025 10:11:53 A...	WEB Export
21	53888	18/02/2025	Done Precalculate Stock at 2/18/2025 10:11:53 A...	WEB Export

[Close](#)



5. Recalculation Termination – The user who currently performing the recalculation process will be the one to have the rights to terminate/abort the process.

Recalculating...

[Terminate Recalc](#)

Confirm

User: A21Sup has initiated a Terminate Recalc on 18-02-2025 at 10:31:56 hrs on IP:180.190.99.97 Since this is terminated halfway, the initialized stock balances are not fully refreshed and are inaccurate. Please perform another Recalc Product Cost to get the correct balances Terminate Now(Y)ES / (N)O

[No](#) [Yes](#)

6. Negative Stock Occurrence List – If the system detects a negative stock list, the System will display all negative entries, and the user can zoom the details.

Recalculate Product Cost

Recalculating product Quantity will help to refresh...

From Product: 00001
To Product: WP00012

Info!
The Recalculation is e...
can not be used.

Auto Repost to GL

Email 1: support@a2000.net
Email 2:
Email 3:
Email 4:
Email 5:

[View Log](#)

Negative Stock Occurrences

[Export](#)

Trn Date	Trn No	Warehouse	Product	Description	Negative Qty	
01/12/2024	IT13	WH	00004	POS Terminal VX Sr. 103252	-120	Zoom in
02/12/2024	SC4	WH	00002	POS Terminal VX Sr. 100257	-295	Zoom in
03/12/2024	CE7	WH	00004	POS Terminal VX Sr. 103252	-60	Zoom in
12/02/2025	CE22	WH	00020	LAPTOP	-1	Zoom in
13/11/2024	IM1	WH	00001	POS Terminal VX Sr. 100252	-75	Zoom in
13/11/2024	IM1	WH	00002	POS Terminal VX Sr. 100257	-5	Zoom in
13/11/2024	IM1	WH	00003	POS Terminal VX Sr. 100256	-50	Zoom in
13/11/2024	IM1	WH	00004	POS Terminal VX Sr. 103252	-60	Zoom in
14/11/2024	IM2	WH	00001	POS Terminal VX Sr. 100252	-175	Zoom in

[Close](#)

Revision #12

Created 10 February 2025 06:57:58 by Anna

Updated 5 March 2025 06:57:26 by Anna